

LOUIS 36 / 49 / 64 SERIE

Deckenring für **Direktmontage** / ceiling ring for **direct mounting**

nimbus^x

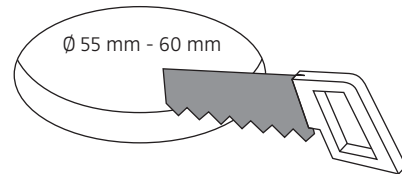
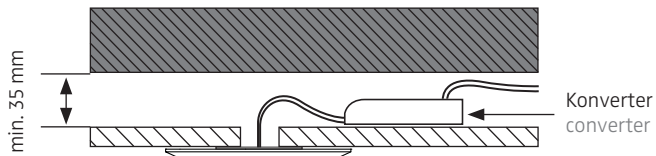
MONTAGE / MOUNTING

002-383

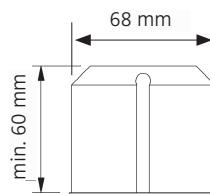
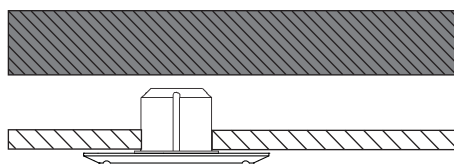


Montage und Betrieb nur in Innenräumen!
Mounting and use of luminaire only indoors!

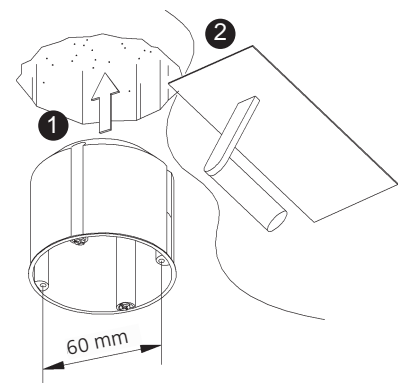
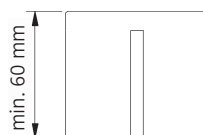
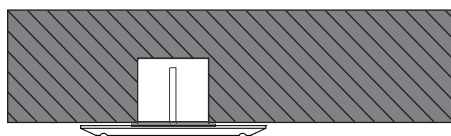
- (A)** Direktmontage in abgehängter Decke
direct mounting in a suspended ceiling



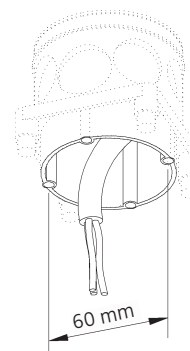
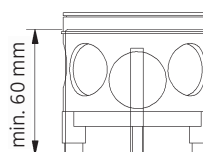
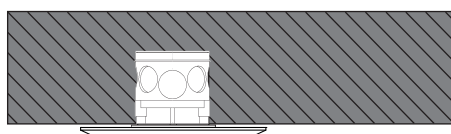
- (B)** für Hohlraumeinbau in poröse Materialien mit geeigneter Hohlraumdose
for installation in porous materials with suitable ceiling junction box



- (C)** für Unterputz / Mauerwerk mit geeigneter Decken-Verbindungsdose
for brick / hollow blocks with suitable ceiling junction box

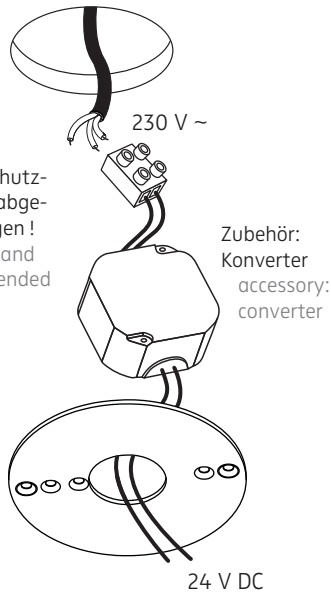


- (D)** Montage in Decken-Verbindungsdose für Beton (z.B. Spelsberg U71)
installation in ceiling junction box for concrete (e.g. Spelsberg U71)

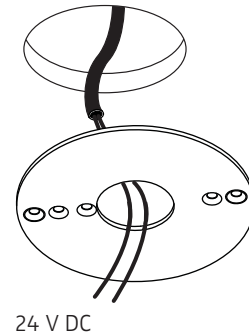


Anschluss mit 230 V ~
connection to 230 V AC

Eventuell vorhandenen Schutzleiter isolieren und in der abgehängten Decke unterbringen!
Insulate possible PE-wire and place it inside of the suspended ceiling!



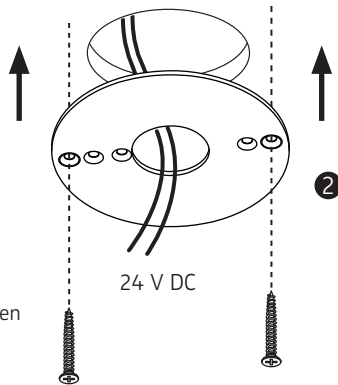
Anschluss an 24 V DC
connection to 24 V DC



Der elektrische Anschluss darf nur vom Fachmann ausgeführt werden!
Must be installed by a qualified electrician only!

1

Senkkopfschrauben müssen plan mit dem Deckenring abschließen!
The countersunk bolts must be on one level with the mounting ring!

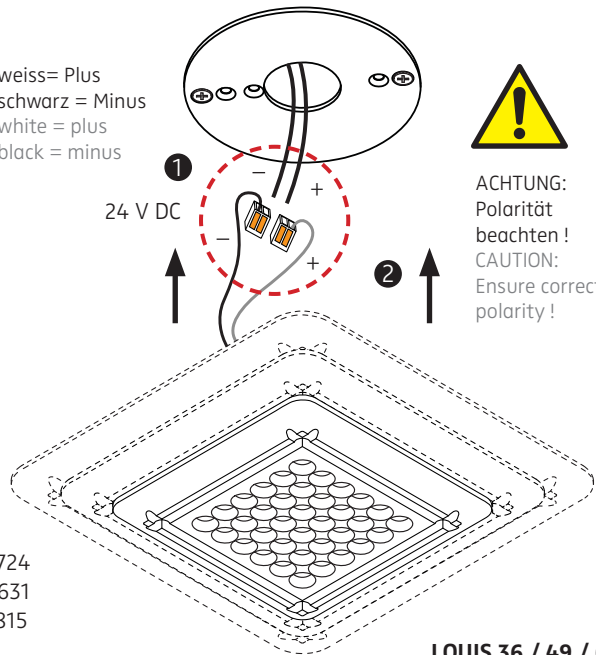


weiss = Plus
schwarz = Minus
white = plus
black = minus

24 V DC



ACHTUNG: Polarität beachten!
CAUTION: Ensure correct polarity!



Leuchtenkopf

LOUIS 36: 552-856 . 552-855 . 552-724

LOUIS 49: 552-637 . 552-636 . 552-631

LOUIS 64: 552-825 . 552-822 . 552-815

luminaire head

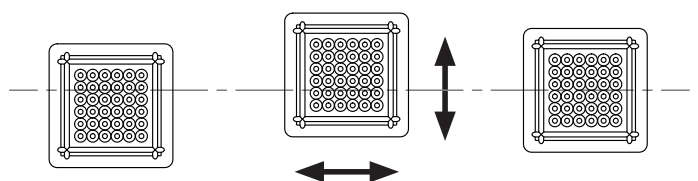
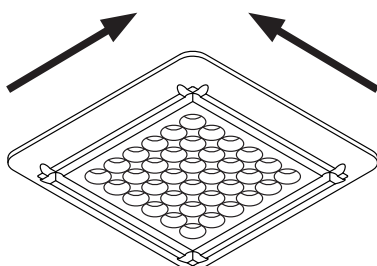
LOUIS 36: 552-856 . 552-855 . 552-724

LOUIS 49: 552-637 . 552-636 . 552-631

LOUIS 64: 552-825 . 552-822 . 552-815

2

3



4

002-383

Deckenring für Direktmontage Ø 92 mm
ceiling ring for direct mounting Ø 92 mm

