

MARIE 36 / 49 / 64 SERIE

Deckenring für **Direktmontage** / ceiling ring for **direct mounting**

nimbus^x

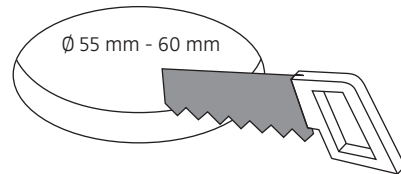
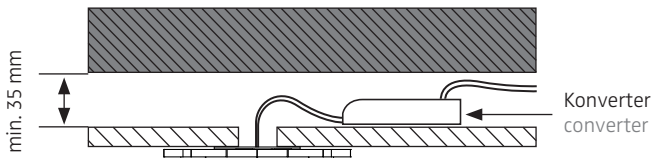
MONTAGE / MOUNTING

002-383

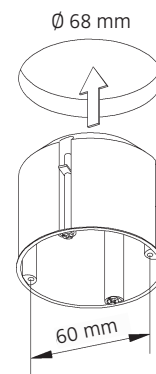
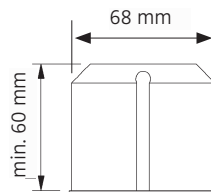
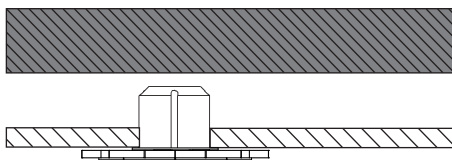


Montage und Betrieb nur in Innenräumen!
Mounting and use of luminaire only indoors!

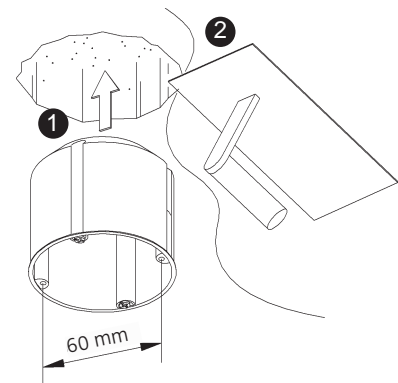
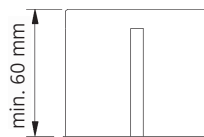
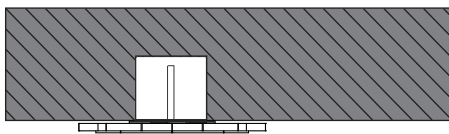
- (A)** Direktmontage in abgehängter Decke
direct mounting in a suspended ceiling



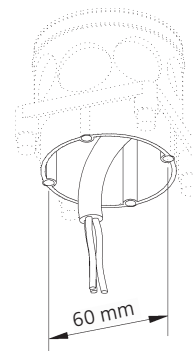
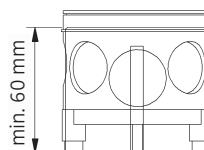
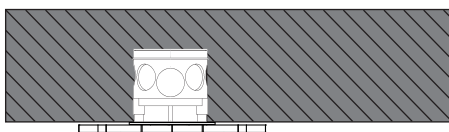
- (B)** für Hohlraumeinbau in poröse Materialien mit geeigneter Hohlraumdose
for installation in porous materials with suitable ceiling junction box



- (C)** für Unterputz / Mauerwerk mit geeigneter Decken-Verbindungsdose
for brick / hollow blocks with suitable ceiling junction box

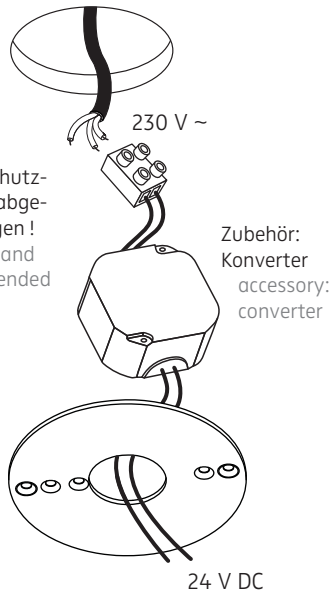


- (D)** Montage in Decken-Verbindungsdose für Beton (z.B. Spelsberg U71)
installation in ceiling junction box for concrete (e.g. Spelsberg U71)

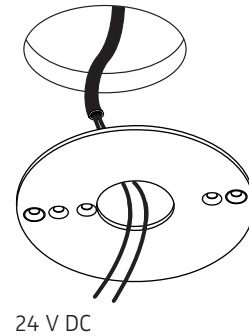


Anschluss mit 230 V ~
connection to 230 V AC

Eventuell vorhandenen Schutzleiter isolieren und in der abgehängten Decke unterbringen!
Insulate possible PE-wire and place it inside of the suspended ceiling!

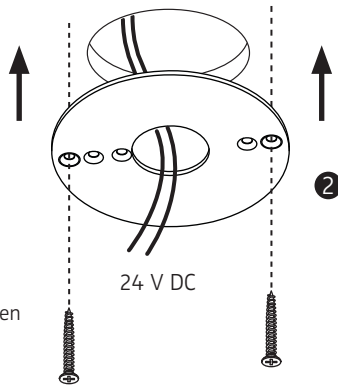


Anschluss an 24 V DC
connection to 24 V DC



1

Senkkopfschrauben müssen plan mit dem Deckenring abschließen!
The countersunk bolts must be on one level with the mounting ring!

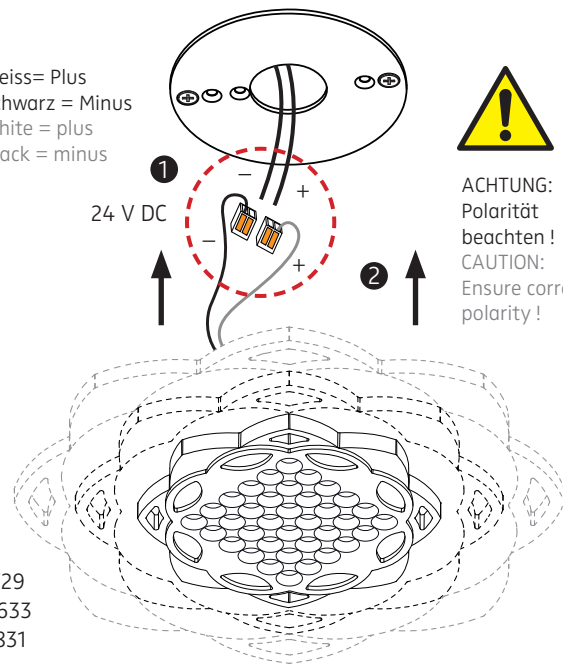


weiss = Plus
schwarz = Minus
white = plus
black = minus

24 V DC



ACHTUNG:
Polarität beachten!
CAUTION:
Ensure correct polarity!



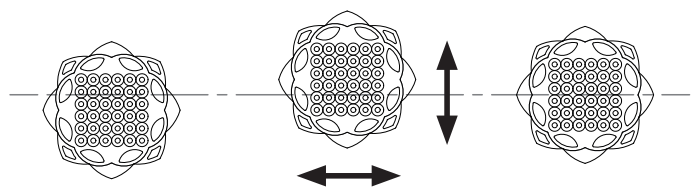
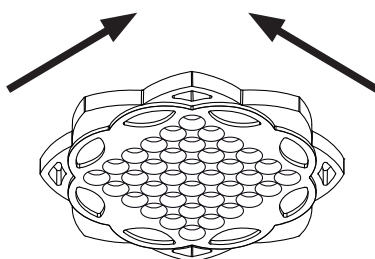
Leuchtenkopf
MARIE 36: 552-731 . 552-730 . 552-729
MARIE 49: 552-635 . 552-634 . 552-633
MARIE 64: 552-833 . 552-832 . 552-831

luminaire head
MARIE 36: 552-731 . 552-730 . 552-729
MARIE 49: 552-635 . 552-634 . 552-633
MARIE 64: 552-833 . 552-832 . 552-831

MARIE 36 / 49 / 64

2

3



4

002-383

Deckenring für Direktmontage \varnothing 92 mm
ceiling ring for direct mounting \varnothing 92 mm

