

WINGLET CL

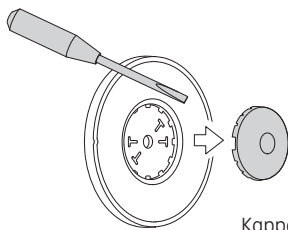
kabellose Wandleuchte / cableless wall luminaire

nimbus^x

MONTAGE DER WANDHALTERUNG

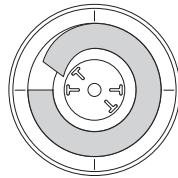
MOUNTING OF WALL BRACKET

Klebmontage / Mounting with adhesive tape



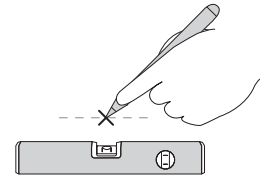
Kappe entfernen
Remove cap

1



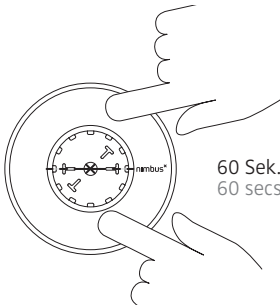
Den Aufkleber
anbringen
und Schutzfolie
abziehen
Attach the sticker
and remove the
protective film

2



Horizontale Markierung anbringen
Make horizontal mark

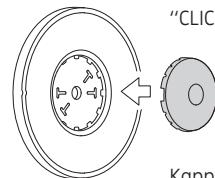
3



60 Sek.
60 secs

An Markierung ausrichten
und flächig andrücken
Align with mark and press
on by applying pressure
to whole surface

4

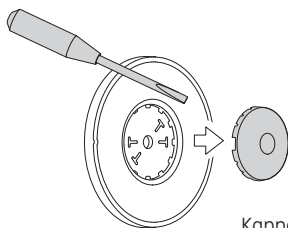


"CLICK"

Kappe wieder anbringen
Replace cap

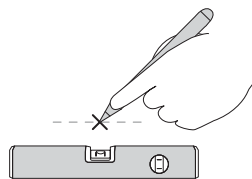
5

Schraubmontage / Mounting with screw



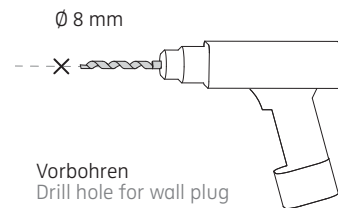
Kappe entfernen
Remove cap

1



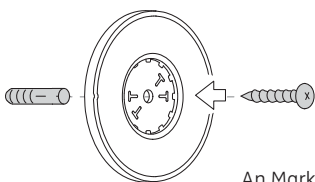
Horizontale Markierung anbringen
Make horizontal mark

2



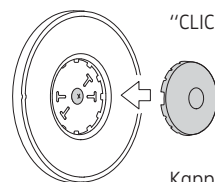
Ø 8 mm
Vorbohren
Drill hole for wall plug

3



An Markierung ausrichten und anschrauben
Align with mark and screw onto wall

4



"CLICK"

Kappe wieder anbringen
Replace cap

5